LOADING PATTERN MATING SIDE

	01				05				10				15				20				25
f	6	6	6	6	6	6	6	6	6	6	6	6	6	6	6	6	6	6	6	6	6
e	7	7	7	7	G	7	A	7	7	7	7	7	7	7	7	7	7	7	A	7	G	7	7
d	7	G	7	A	7	G	7	G	7	G	7	7	7	7	7	7	7	7	7	7	G	7	G	7
c	7	7	7	7	7	7	7	7	7	7	7	7	7	7	7	7	7	7	7	7	7	7	7	7
b	7	7	A	7	A	7	A	7	A	7	A	7	7	7	7	7	7	7	A	7	A	7	A	7	A
a	7	A	7	G	7	G	7	G	7	G	7	7	7	7	7	7	7	7	7	7	G	7	G	7
z	6	6	6	6	6	6	6	6	6	6	6	6	6	6	6	6	6	6	6	6	6	6	6	6

LOADED CONNECTOR ASSEMBLY
(FOR EXAMPLE)

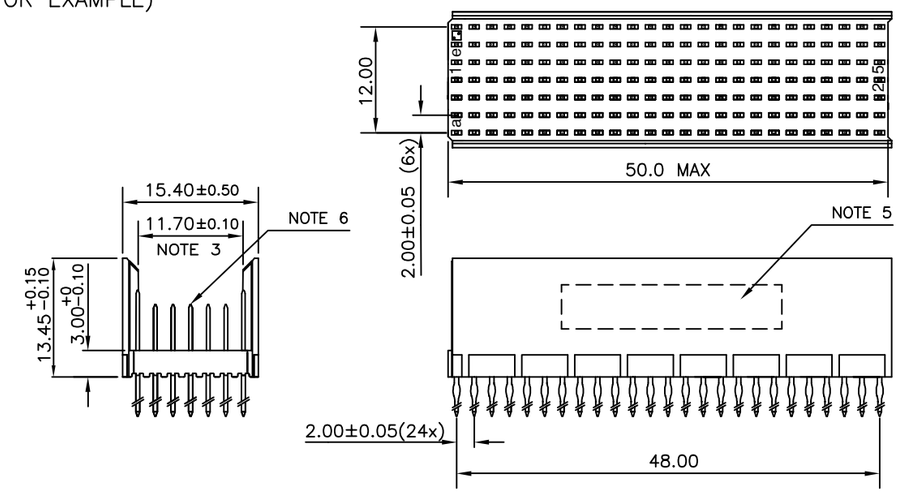

CONTACT OVERVIEW

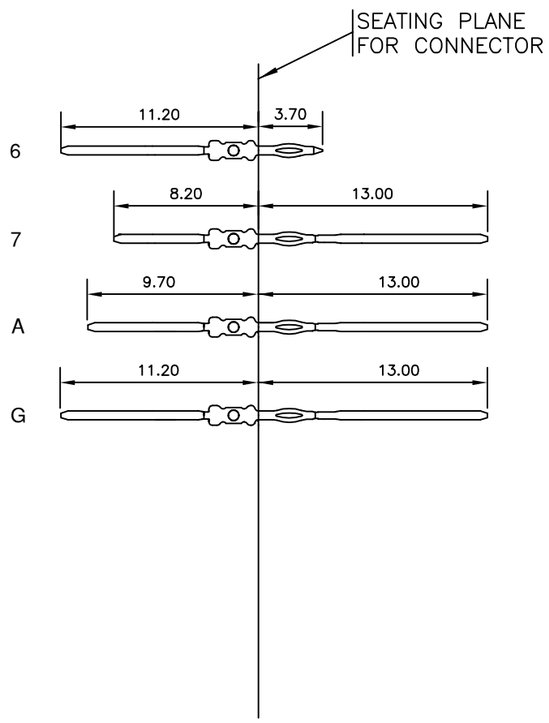

LAY-OUT P.C.B.-HOLE

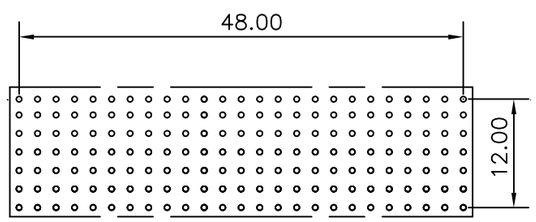

HM2P08PKN161----

LEAD FREE INDICATOR : LF = LEAD FREE
(DIGIT 15 & 16)

PLATING CODE (DIGIT 13 AND 14)
(REF DRW NO. BS,C , 201844 , 003)

NOTES

1. THIS PRODUCT IS CSA APPROVED.
2. THIS PRODUCT IS UL RECOGNIZED.
3. MEASURED AT THE BOTTOM.
4. MATERIAL CONTACT: PHOSPHORBRONZE
   HOUSING: CREAM WHITE GLASS FILLED POLYESTER UL-94V0
5. CONNECTOR PRINTED WITH P/N AND DATE CODE.
6. FOR ACTUAL CONTACT LOADINGS, SEE LOADING PATTERN MATING SIDE.
7. SHAPE OF CONNECTOR HOUSING CAN ALTER DEPENDING ON PRODUCTION LOCATION
8. THE PRODUCT (LF) MEETS EUROPEAN UNION DIRECTIVES AND OTHER COUNTRY REGULATIONS AS DESCRIBED IN GS-22-008
9. FOR RECOMMENDED PTH DIMENSIONS REFER DRAWING : BS, A , 201572 , 001

CATALOG NO: HM2P08PKN161----

mat'l. code SEE NOTE 4				surface ISO 1302	tolerance ISO 406 ISO 1101	projection	product family MILLIPACS
ltr	ecn no	dr	date	tolerances unless otherwise specified			title
A	I05-0225	MINI	2005-11-11	angles	linear .0±0.2	MM	MPACS 5+2R STR HDR PF CONN TYPE B
B	I06-0131	MINI	2006-07-27	0°±1°	.00±0.1	scale –	
				dr	MINI K VANDANATH 2005-11-11		dwg no BS, C ,203028,460 sheet 1 of 1 size A3
				engr	BIJU K PAUL 2005-11-11		
				chr	BIJU K PAUL 2006-07-27		
				appd	BIJU K PAUL 2006-07-27		type Product Customer Drawing
sheet index	revision	B					
	sheet	1					

FCIconnect.com
Copyright FCI

form: A3

PDM: Rev:B STATUS:Released Printed: Dec 04, 2007