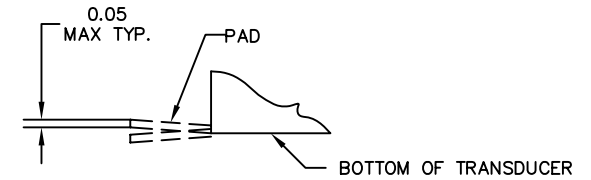


THIS DOCUMENT CONTAINS DATA PROPRIETARY TO PROJECTS UNLIMITED, INC. ANY USE OR REPRODUCTION, IN ANY FORM, WITHOUT PRIOR WRITTEN PERMISSION OF PROJECTS UNLIMITED, INC. IS PROHIBITED.
© 2005, Projects Unlimited Inc.

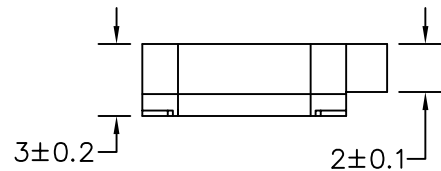
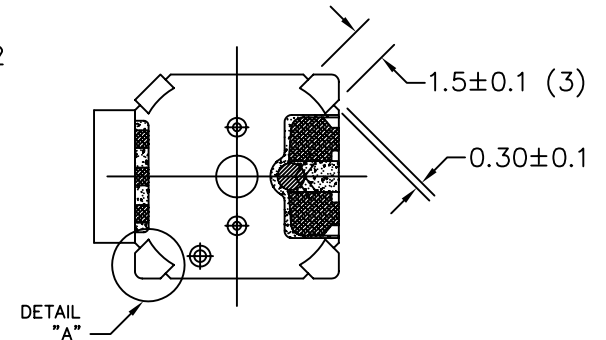
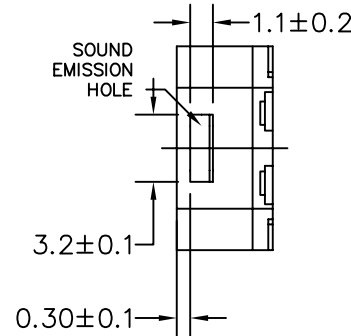
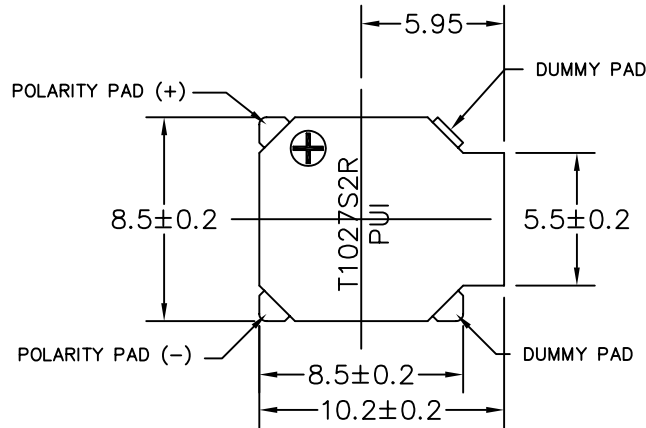
SPECIFICATIONS

| PARAMETERS | VALUES | UNITS |
|-----------------------------|---------------------------|-------|
| RATED VOLTAGE (SQUARE WAVE) | 3.6 | Vp-p |
| OPERATING VOLTAGE RANGE | 2.5 ~ 4.5 | Vp-p |
| RATED CURRENT (MAX) | 90 | mA |
| COIL RESISTANCE | 15±3 | OHM |
| MINIMUM SPL @ 10 CM | 87 | dB |
| RESONANT FREQUENCY | 2700±500 | Hz |
| OPERATING TEMPERATURE | -30 ~ +70 | °C |
| STORAGE TEMPERATURE | -40 ~ +85 | °C |
| HOUSING MATERIAL | LCP | - |
| TERMINAL MATERIAL | Sn PLATED PHOSPHOR BRONZE | - |
| WEIGHT | 0.5 | grams |

| REVISIONS | | | |
|-----------|---------------------------|---------|----------|
| LTR | DESCRIPTION | DATE | APPROVED |
| - | RELEASED FROM ENGINEERING | 5/16/06 | |



DETAIL - "A"



NOTES:

1. ALL DIMENSIONS ARE IN MILLIMETERS.
2. SPECIFICATION SUBJECT TO CHANGE OR WITHDRAWAL WITHOUT NOTICE.
3. THIS PART IS RoHS 2002/95/EC COMPLIANT.

FILE NAME
SMT-1027-S-2-R.DWG

| | | | |
|-------------------------------------------------------------------------------------------------------|------|------------------|-------------------------------|
| UNLESS OTHERWISE SPECIFIED: DIMENSIONS ARE IN MILLIMETERS, TOLERANCES ARE ±0.5 AND ANGLES ARE ±3°. | | Dayton, Ohio | |
| APPROVALS | | DATE | |
| DRAWN | J.D. | 5/06 | |
| CHECKED | E.P. | 5/06 | |
| APPROVED | B.R. | 5/06 | |
| DO NOT SCALE DRAWING | | SIZE A | DRAWING NO. SMT-1027-S-2-R |
| | | SCALE: N.T.S. | SHEET 1 OF 1 |