

PCB connection terminal block - PTSM 0,5/ 8-2,5-V THR WH R44 - 1814621

Please be informed that the data shown in this PDF Document is generated from our Online Catalog. Please find the complete data in the user's documentation. Our General Terms of Use for Downloads are valid (<http://download.phoenixcontact.com>)



PCB terminal block, Nominal current: 6 A, Nom. voltage: 250 V, Pitch: 2.5 mm, Number of positions: 8, Connection method: Spring-cage connection, Mounting: SMD/THT/THR, Conductor/PCB connection direction: 90 °, Color: White



Key commercial data

| | |
|------------------------|----------|
| Packing unit | 1 pc |
| Minimum order quantity | 310 pc |
| Custom tariff number | 85369010 |
| Country of origin | India |

Technical data

Dimensions

| | |
|----------------|--------------|
| Length | 5 mm |
| Height | 10 mm |
| Pitch | 2.5 mm |
| Dimension a | 17.5 mm |
| Pin dimensions | 0,3 x 0,8 mm |
| Pin spacing | 2.5 mm |
| Hole diameter | 1.2 mm |

General

| | |
|-----------------------------|-------------------|
| Range of articles | PTSM 0,5/..-V-THR |
| Insulating material group | I |
| Rated surge voltage (III/3) | 2.5 kV |
| Rated surge voltage (III/2) | 2.5 kV |
| Rated surge voltage (II/2) | 2.5 kV |
| Rated voltage (III/3) | 160 V |

PCB connection terminal block - PTSM 0,5/ 8-2,5-V THR WH R44 - 1814621

Technical data

General

| | |
|---|---------------------|
| Rated voltage (III/2) | 250 V |
| Rated voltage (II/2) | 400 V |
| Connection in acc. with standard | EN-VDE |
| Nominal current I _N | 6 A |
| Nominal cross section | 0.5 mm ² |
| Maximum load current | 6 A |
| Insulating material | PA |
| Solder pin surface | Sn |
| Inflammability class according to UL 94 | V0 |
| Stripping length | 6 mm |
| Number of positions | 8 |

Connection data

| | |
|--|----------------------|
| Conductor cross section solid min. | 0.14 mm ² |
| Conductor cross section solid max. | 0.5 mm ² |
| Conductor cross section stranded min. | 0.2 mm ² |
| Conductor cross section stranded max. | 0.5 mm ² |
| Conductor cross section stranded, with ferrule without plastic sleeve min. | 0.25 mm ² |
| Conductor cross section stranded, with ferrule without plastic sleeve max. | 0.5 mm ² |
| Conductor cross section AWG/kcmil min. | 24 |
| Conductor cross section AWG/kcmil max | 20 |

Classifications

eCl@ss

| | |
|------------|----------|
| eCl@ss 4.0 | 27141109 |
| eCl@ss 4.1 | 27141109 |
| eCl@ss 5.0 | 27141190 |
| eCl@ss 5.1 | 27141190 |
| eCl@ss 6.0 | 27261101 |
| eCl@ss 7.0 | 27440401 |
| eCl@ss 8.0 | 27440401 |

ETIM

| | |
|----------|----------|
| ETIM 3.0 | EC001121 |
| ETIM 4.0 | EC002643 |
| ETIM 5.0 | EC002637 |

PCB connection terminal block - PTSM 0,5/ 8-2,5-V THR WH R44 - 1814621

Classifications

UNSPSC

| | |
|---------------|----------|
| UNSPSC 6.01 | 30211801 |
| UNSPSC 7.0901 | 39121432 |
| UNSPSC 11 | 39121432 |
| UNSPSC 12.01 | 39121432 |
| UNSPSC 13.2 | 39121432 |

Approvals

Approvals

Approvals


GOST / UL Recognized / UL Recognized / cUL Recognized / cULus Recognized

Ex Approvals

Approvals submitted

Approval details

| |
|--|
| GOST  |
|--|

| | |
|---|-------|
| UL Recognized  | |
| | B |
| mm ² /AWG/kcmil | 26-20 |
| Nominal current I _N | 5 A |
| Nominal voltage U _N | 150 V |

PCB connection terminal block - PTSM 0,5/ 8-2,5-V THR WH R44 - 1814621

Approvals

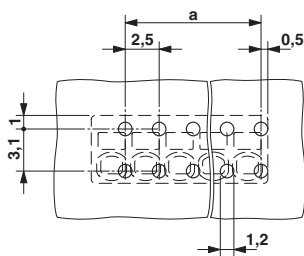
| | |
|--------------------------------|-------|
| UL Recognized | |
| | B |
| mm ² /AWG/kcmil | 26-20 |
| Nominal current I _N | 5 A |
| Nominal voltage U _N | 150 V |

| | |
|--------------------------------|-------|
| cUL Recognized | |
| | B |
| mm ² /AWG/kcmil | 26-20 |
| Nominal current I _N | 5 A |
| Nominal voltage U _N | 150 V |

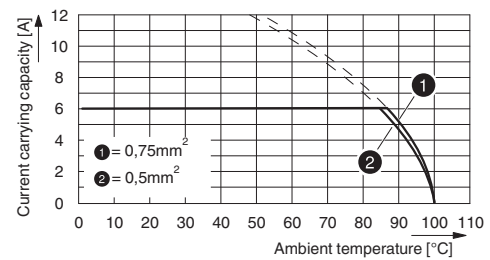
| | |
|------------------|--|
| cULus Recognized | |
|------------------|--|

Drawings

Drilling diagram



Diagram



PCB connection terminal block - PTSM 0,5/ 8-2,5-V THR WH R44 - 1814621

Dimensioned drawing

