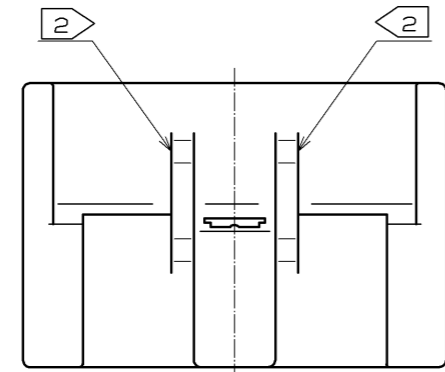
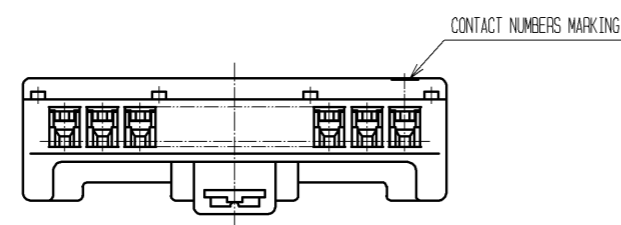
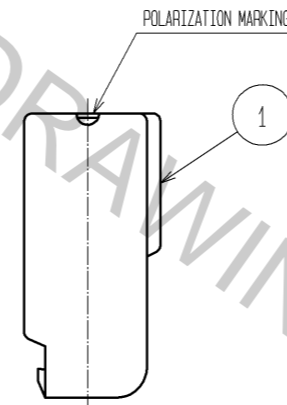
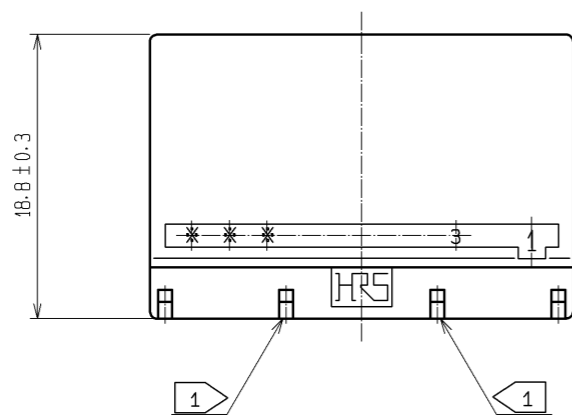
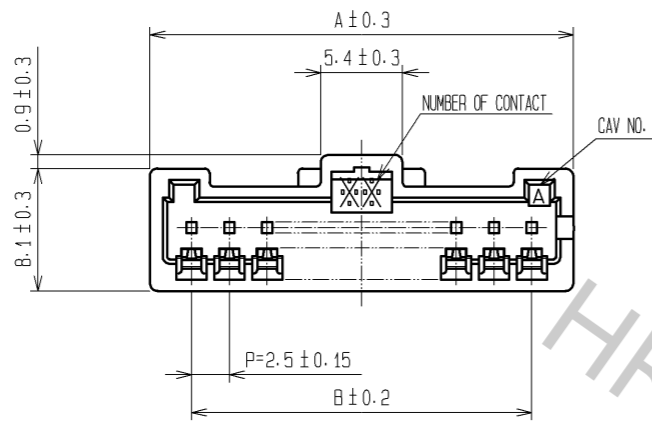
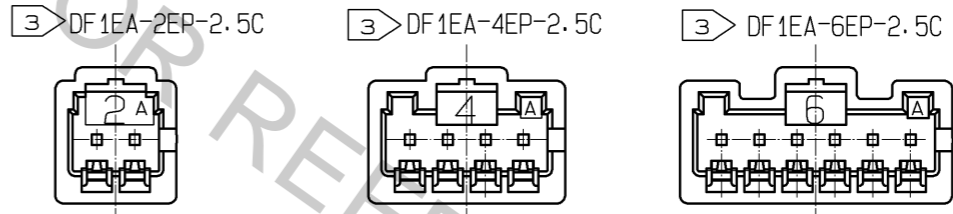


Apr.1.2017 Copyright 2017 HIROSE ELECTRIC CO., LTD. All Rights Reserved.



PART NO.	CODE NO.	NUMBER OF CONTACT	A	B
DF1EA- 2EP-2.5C	CL541-0957-5	2	8.0	2.5
DF1EA- 3EP-2.5C	CL541-0958-8	3	10.5	5.0
DF1EA- 4EP-2.5C	CL541-0959-0	4	13.0	7.5
DF1EA- 5EP-2.5C	CL541-0960-0	5	15.5	10.0
DF1EA- 6EP-2.5C	CL541-0961-2	6	18.0	12.5
DF1EA- 7EP-2.5C	CL541-0962-5	7	20.5	15.0
DF1EA- 8EP-2.5C	CL541-0963-8	8	23.0	17.5
DF1EA- 9EP-2.5C	CL541-0964-0	9	25.5	20.0
DF1EA-10EP-2.5C	CL541-0965-3	10	28.0	22.5



- NOTES
- 1 FOR 2 TO 5 POS., A PROTRUSION FOR RETAINER ATTACHMENT IS PROVIDED AT THE TWO POSITIONS.
 - 2 NO RAISE FOR 2 TO 7 POS.
 - 3 SHOWS CONFIGURATION OF 2, 4 AND 6 POS.

NO.	MATERIAL	FINISH . REMARKS	NO.	MATERIAL	FINISH . REMARKS
			1	POLYAMIDE	WHITE(NATURAL), UL94V-0

UNITS	SCALE	COUNT	DESCRIPTION OF REVISIONS	DESIGNED	CHECKED	DATE
mm	2 : 1	△				
APPROVED : KI. AKIYAMA		10.06.29	DRAWING NO.		EDC3-161950-01	
CHECKED : HK. UMEHARA		10.06.29	PART NO.		DF1EA-*EP-2.5C	
DESIGNED : HT. SATO		10.06.29	CODE NO.		CL541	
DRAWN : MI. SAKIMURA		10.06.22				