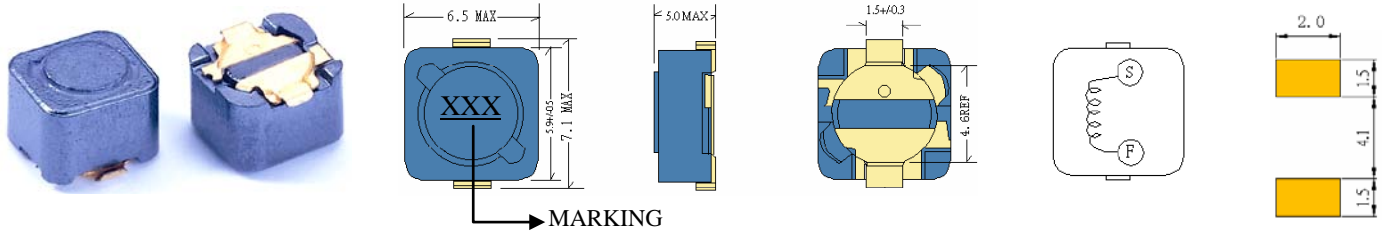


# SCRH64

## SMD POWER INDUCTORS



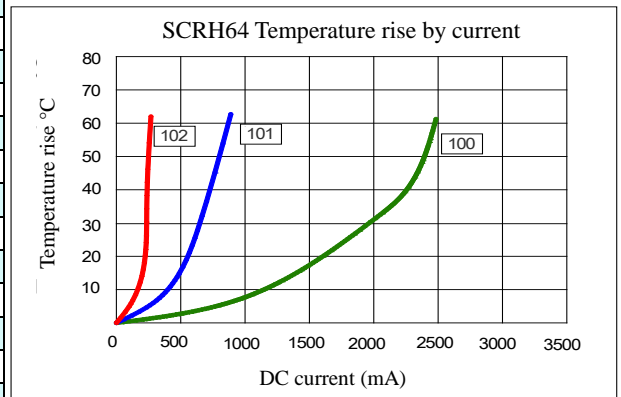
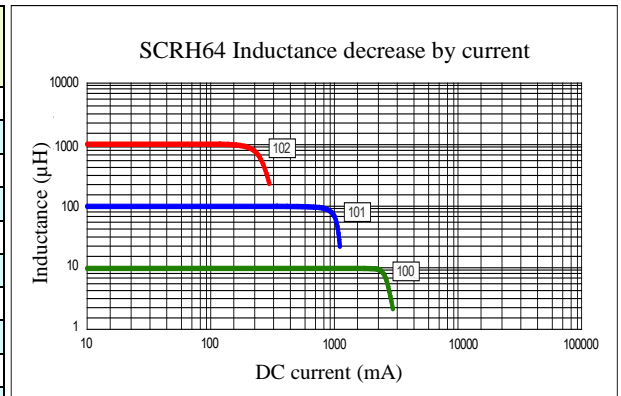
### • Features

1. Magnetically shielded construction
2. Excellent Power Density
3. Engineered to Provide High Efficiency

## CHARACTERISTICS



Part Number	Inductance (uH) (1)	Test Frequency	DC Resistance (Ω MAX) (2)	Saturation Current (3) (A)	Temperature Current (4) (A)
SCRH64-100	10	1KHZ	0.12	1.35	2.00
SCRH64-120	12	1KHZ	0.13	1.22	1.80
SCRH64-150	15	1KHZ	0.18	1.11	1.62
SCRH64-180	18	1KHZ	0.24	1.02	1.45
SCRH64-220	22	1KHZ	0.27	0.91	1.30
SCRH64-270	27	1KHZ	0.30	0.82	1.17
SCRH64-330	33	1KHZ	0.33	0.74	1.05
SCRH64-390	39	1KHZ	0.37	0.69	0.95
SCRH64-470	47	1KHZ	0.52	0.62	0.90
SCRH64-560	56	1KHZ	0.56	0.58	0.85
SCRH64-680	68	1KHZ	0.63	0.51	0.80
SCRH64-820	82	1KHZ	0.71	0.46	0.72
SCRH64-101	100	1KHZ	1.03	0.42	0.64
SCRH64-121	120	1KHZ	1.15	0.38	0.57
SCRH64-151	150	1KHZ	1.68	0.35	0.51
SCRH64-181	180	1KHZ	1.87	0.32	0.48
SCRH64-221	220	1KHZ	2.08	0.29	0.46
SCRH64-271	270	1KHZ	2.37	0.26	0.45
SCRH64-331	330	1KHZ	2.67	0.23	0.42
SCRH64-391	390	1KHZ	2.94	0.22	0.40
SCRH64-471	470	1KHZ	3.93	0.20	0.38
SCRH64-561	560	1KHZ	5.43	0.18	0.36
SCRH64-681	680	1KHZ	7.32	0.17	0.30
SCRH64-821	820	1KHZ	8.24	0.15	0.24
SCRH64-102	1000	1KHZ	9.26	0.14	0.21



- (1). Inductance tolerance  $\pm 20\%$  tested at 0.25V, 0ADC and 25°C
- (2). DCR measured at 25°C.
- (3). The DC current at which the inductance decreases by 25% from its initial value.
- (4). The DC current that results in a 40°C temperature rise from 25°C ambient.

[Click here for QUANTITY PER REEL & PACKING INFORMATION](#)

Custom versions available upon request.