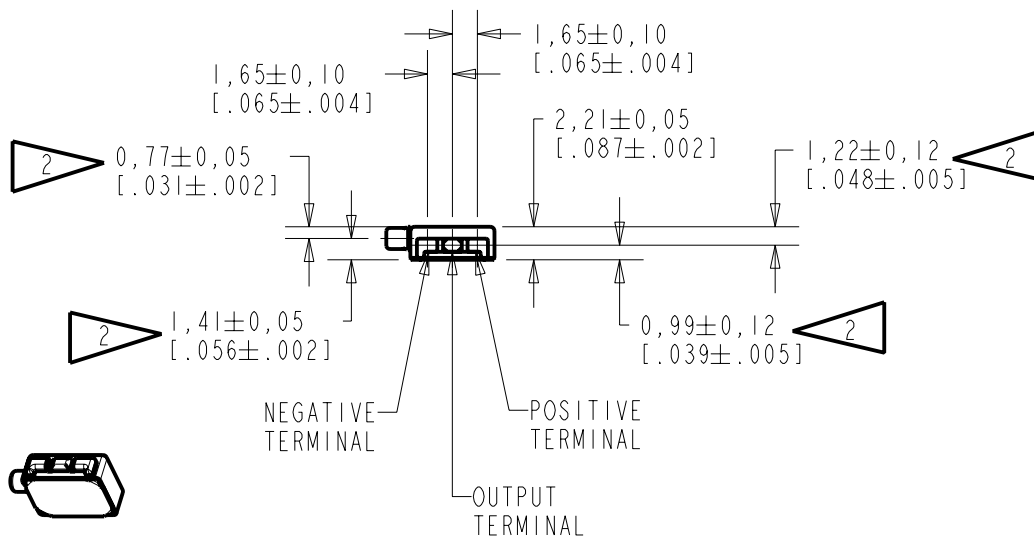


NOTE:

1. INCREASED PRESSURE AT THE SOUND INLET CAUSES A POSITIVE GOING VOLTAGE TO APPEAR AT THE OUTPUT TERMINAL, RELATIVE TO THE NEGATIVE TERMINAL.

2. LOCATED FROM TWO SURFACES FOR CUSTOMER CONVENIENCE. ONLY APPLICABLE FROM ONE SURFACE, NOT TO BE USED TOGETHER. HORIZONTAL LOCATION FOR TERMINAL CENTERED TO $\pm 0,17$ [.007].



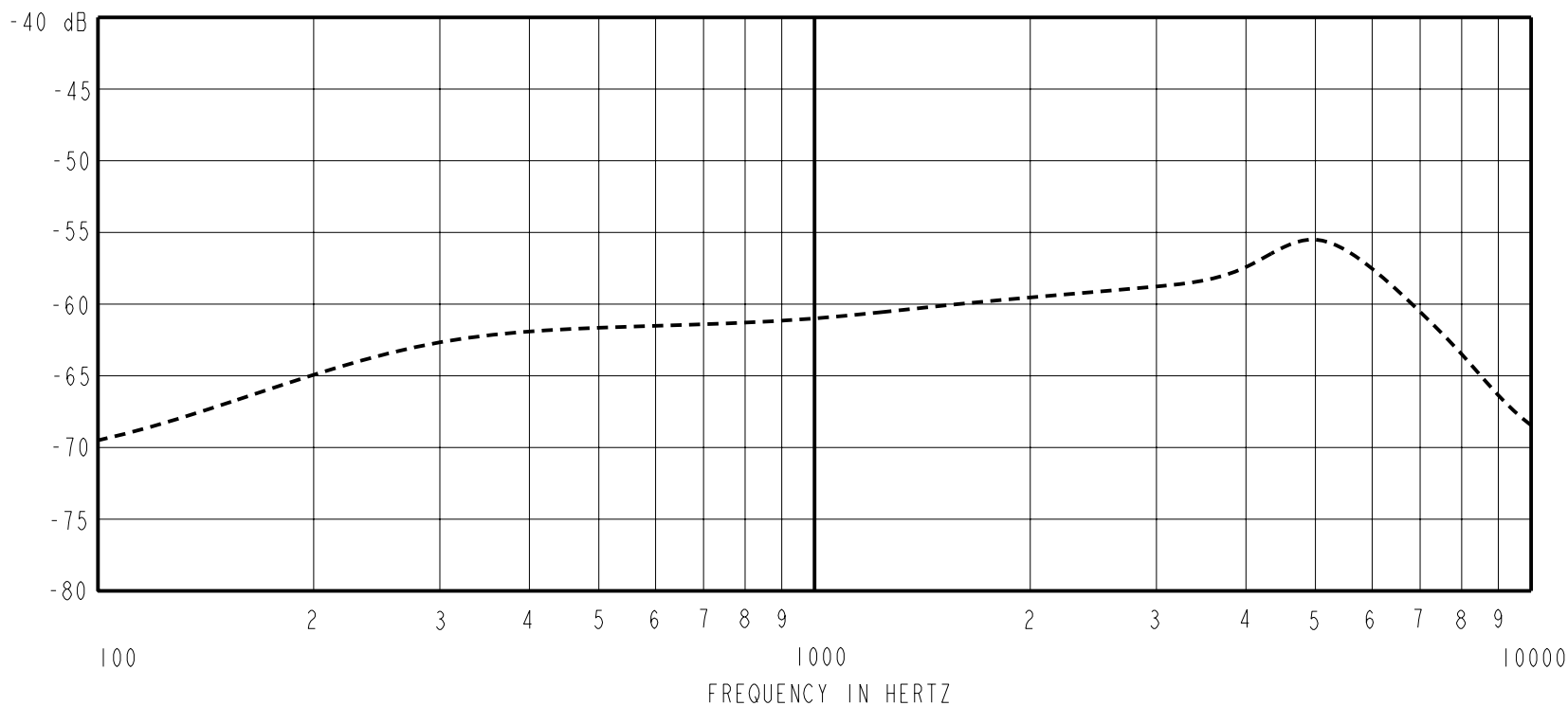
NOMINAL WEIGHT
.13 GRAM

DIMENSIONS IN MILLIMETERS [INCHES]

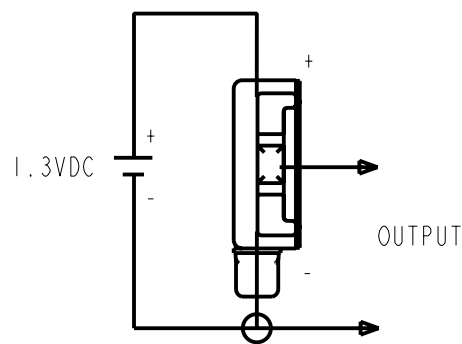
KNOWLES ELECTRONICS
ITASCA, ILLINOIS U.S.A.

Revision	C.O. #	Implementation Date	RELEASE LEVEL	REVISION
A	MI0101333	12-14-06	Released	A
SCALE: 2:1			DR. BY: LSY	DATE: 12-14-06
DO NOT SCALE DRAWING			CK. BY: GJP	DATE: 12-21-06
TITLE: MICROPHONE		EA-23015-000	APP. BY: GJP	DATE: 12-21-06
OUTLINE DRAWING		SHT 1.1		

SENSITIVITY IN dB RELATIVE TO 1.0 VOLT/0.1 Pa (N/M²)
FOR CONDITIONS SHOWN BELOW.



FREQUENCY	SENSITIVITY			DEVICE CONFORMITY	
	MIN.	NOM.	MAX.	RANGE OF DEVIATION FROM 1KHz	
100	---	-69.5	---	-12.5	-5.5
1000	-64.0	-61.0	-58.0	0.0	0.0
≈ 5000	---	-55.5	---	+2.5	+8.5



NOTES:

1. CASE CONNECTED TO NEGATIVE TERMINAL.
2. MICROPHONE TO BE FUNCTIONAL WITH 10 VDC SUPPLY.

PORT LOCATION	DC SUPPLY	AMPLIFIER CURRENT DRAIN	SENSITIVITY CHANGE ON REDUCING SUPPLY TO 0.9VDC	"A" WEIGHTED NOISE (1 kHz EQUIV. SPL)	OUTPUT IMPEDANCE OHMS			CAPACITANCE ±50%	
					MIN.	NOM.	MAX.	1-2	1-3
3S	1.3V	50 uA MAX.	3 dB MAX.	30.5 dB MAX.	2000	3800	6000	NA	NA

Revision	C.O. #	Implementation Date	RELEASE LEVEL	REVISION
A	MI0101333	12-14-06	Released	A

KNOWLES ELECTRONICS
ITASCA, ILLINOIS U.S.A.

WHEN TEST LIMITS ARE USED TO ESTABLISH INCOMING INSPECTION ACCEPTANCE/REJECTION CRITERIA, CORRELATION OF TEST EQUIPMENT WITH KNOWLES IS ALSO REQUIRED FOR ELIMINATION OF EQUIPMENT AND TEST METHOD VARIATION

TITLE: **MICROPHONE**
PERFORMANCE SPECIFICATION

EA-23015-000
SHT 2.1

DR. BY	DATE
LSY	12-14-06
CK. BY	DATE
GJP	12-21-06
APP. BY	DATE
GJP	12-21-06