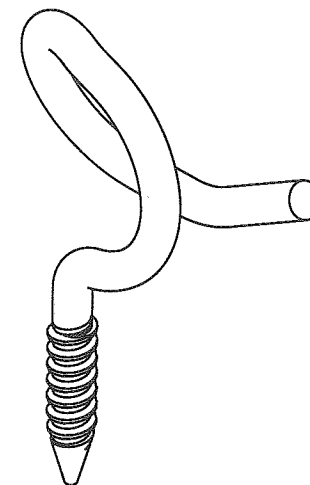
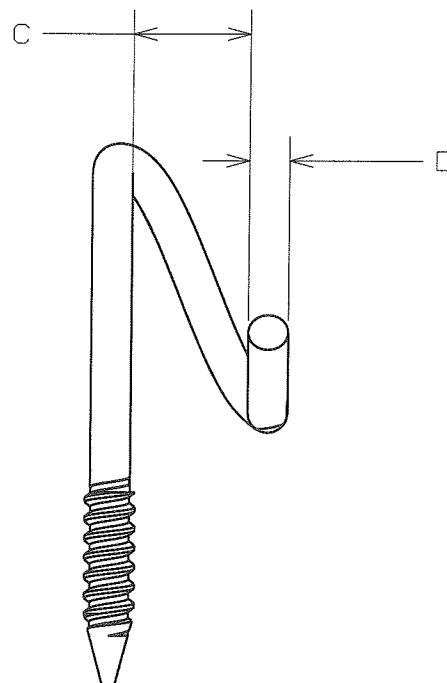
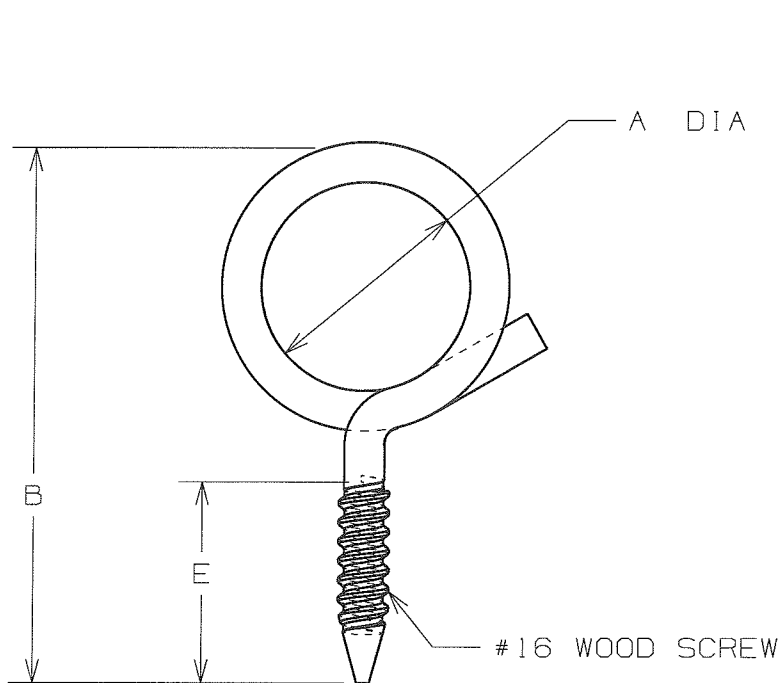


THIS COPY IS PROVIDED ON A RESTRICTED BASIS AND IS NOT TO BE USED IN ANY WAY DETRIMENTAL TO THE INTERESTS OF PANDUIT CORP.

PANDUIT PART NO.	DIMENSIONS					WEIGHT
	A (REF)	B (REF)	C	D	E (REF)	lbs / 100pcs (kg) / 100pcs
BR-1.25-14WS	1.18 [ 30 ]	2.91 [ 74 ]	0.32 [ 8 ] MINIMUM	0.217 [ 5.5 ] 0.201 [ 5.1 ]	1.00 [ 25 ]	6.3 (2.9)
BR-2.0-14WS	2.00 [ 51 ]	3.73 [ 95 ]	0.32 [ 8 ] MINIMUM	0.217 [ 5.5 ] 0.201 [ 5.1 ]	1.00 [ 25 ]	9.3 (4.2)



ISOMETRIC VIEW

NOTES:

- SEE CURRENT PRICE SHEET FOR PART NUMBER SUFFIX DESIGNATION FOR PACKAGE SIZE.

DIMENSIONS IN BRACKETS ARE METRIC [ mm ]	
CAD FILENAME/LAYERS G03668BL_DC_GB3668BL/02A	
<b>PANDUIT</b> CORP. TINLEY PARK, ILLINOIS	
BR-_-14WS WOOD SCREW BRIDLE RING	
UNLESS OTHERWISE SPECIFIED, DIMENSIONAL TOLERANCES ARE: (.X) ±0.05 [ 1.3 ] (.XXX) ±0.010 [ 0.25 ] (.XX) ±0.02 [ 0.5 ] ANGLES ±5°	UNLESS OTHERWISE SPECIFIED, ALL DIMENSIONS ARE GIVEN IN INCHES, THIRD ANGLE PROJECTION.
DRAWN BY ARHA	MAT'L: NONE
DATE 09-15-09	LOW CARBON STEEL BRIGHT ZINC ELECTROPLATE
CHK'D KLN	DRAWING NO. GB3668BL
	DWG SIZE A

REV	DATE	BY	CHK	DESCRIPTION	ECN	R	CUST	SUP
O2A	09/15/09	ARHA	KLN	INITIAL RELEASE	GB3668BL	O2A	KLN	