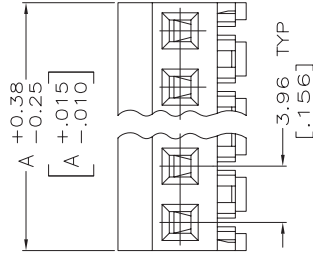
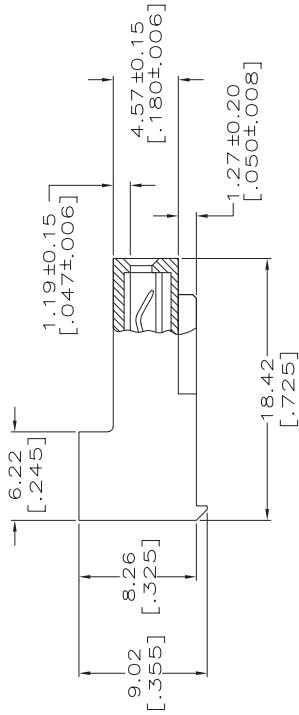
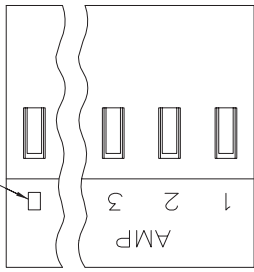


THIS DRAWING IS UNPUBLISHED.  
 © COPYRIGHT BY TYCO ELECTRONICS CORPORATION. ALL RIGHTS RESERVED.

4



1. MATERIAL: CONNECTOR - NYLON UL94V-2 (BLUE). CONTACTS - 0.30[.012] THICK COPPER ALLOY. PLATING - 0.00038[.000015] GOLD IN CONTACT AREA. 0.00203[.000080] MIN THICKNESS BRIGHT TIN-LEAD IN SLOT AREA FOR 641157-2 THRU 2-641157-4 OR MATTE WHISKER MITIGATED TIN IN SLOT AREA FOR 3-641157-2 THRU 5-641157-4 OVER NICKEL UNDERPLATE.

2. CONTACTS ACCEPT 26 AWG WIRE WITH 2.41[.095] MAX INSULATION DIAMETER.
3. CONTACTS MUST ACCEPT 1.14±0.03[.045±.001] SQUARE POST AND REMAIN LOCKED IN POSITION.
4. IDENTIFICATION NUMBER FOR LAST CIRCUIT MAY NOT APPEAR ON ALL ASSEMBLIES.
5. DIMENSIONS IN BRACKETS ARE IN INCHES.
6. HOUSING FEATURES ARE: CLOSED END WITHOUT LOCKING RAMP.

7. NOTE DELETED.  
 8. NOTE DELETED.



LOC CM O

REVISONS  
 P LTR G ECO-07-012887

DATE 22JUN07  
 DWN KWB  
 APD DB

D

C

B

641157

NO.	REV.	DESCRIPTION	DATE	DW	APD
95.10	3.744			5-641157-4	
91.14	3.588			5-641157-3	
87.17	3.432			5-641157-2	
83.21	3.276			5-641157-1	
79.25	3.120			5-641157-0	
75.29	2.964			4-641157-9	
71.32	2.808			4-641157-8	
67.36	2.652			4-641157-7	
63.40	2.496			4-641157-6	
59.44	2.340			4-641157-5	
55.47	2.184			4-641157-4	
51.51	2.028			4-641157-3	
47.55	1.872			4-641157-2	
43.59	1.716			4-641157-1	
39.62	1.560			4-641157-0	
35.66	1.404			3-641157-9	
31.70	1.248			3-641157-8	
27.74	1.092			3-641157-7	
23.77	0.936			3-641157-6	
19.81	0.780			3-641157-5	
15.85	0.624			3-641157-4	
11.89	0.468			3-641157-3	
7.92	0.312			3-641157-2	
95.10	3.744			2-641157-4	
91.14	3.588			2-641157-3	
87.17	3.432			2-641157-2	
83.21	3.276			2-641157-1	
79.25	3.120			2-641157-0	
75.29	2.964			1-641157-9	
71.32	2.808			1-641157-8	
67.36	2.652			1-641157-7	
63.40	2.496			1-641157-6	
59.44	2.340			1-641157-5	
55.47	2.184			1-641157-4	
51.51	2.028			1-641157-3	
47.55	1.872			1-641157-2	
43.59	1.716			1-641157-1	
39.62	1.560			1-641157-0	
35.66	1.404			641157-9	
31.70	1.248			641157-8	
27.74	1.092			641157-7	
23.77	0.936			641157-6	
19.81	0.780			641157-5	
15.85	0.624			641157-4	
11.89	0.468			641157-3	
7.92	0.312			641157-2	

THIS DRAWING IS A CONTROLLED DOCUMENT.

DATE: 3-11-98  
 BY: B. LEWIS  
 CHK: SWING

PRODUCT SPEC: 108-1051  
 APPLICATION SPEC: 114-1020  
 WEIGHT: -

OTHER TOLERANCES UNLESS SPECIFIED:  
 0 PL ± .010  
 1 PL ± .010  
 2 PL ± .010  
 3 PL ± .010  
 ANGLES FINISH ± .010

MATERIAL: -  
 FINISH: -

SCALE: 4:1  
 SHEET: 1 OF 1  
 REV: G

TYCO ELECTRONICS  
 Harrisburg, Pa 17105-3608

MTA-156 CONNECTOR ASSEMBLY,  
 26 AWG, STANDARD

SIZE: A2  
 CASE CODE: 00779  
 DRAWING NO: 641157

RESTRICTED TO